

## **Appendix C: CAPER Additional Tables & Data**

## Appendix C: CAPER Additional Tables & Data

### CR-10 - Racial and Ethnic composition of families assisted

Describe the families assisted (including the racial and ethnic status of families assisted). 91.520(a)

	CDBG	HOME	ESG
White	4338	10	1840
Black or African American	1553	44	5269
Asian	69	2	109
American Indian or American Native	9	0	92
Native Hawaiian or Other Pacific Islander	2	0	27
Other	21	3	142
<b>Total</b>	<b>5992</b>	<b>59</b>	<b>7479</b>
Hispanic	3271	32	1201
Not Hispanic	5992	59	7479

**Table 1 – Table of assistance to racial and ethnic populations by source of funds**

#### Narrative

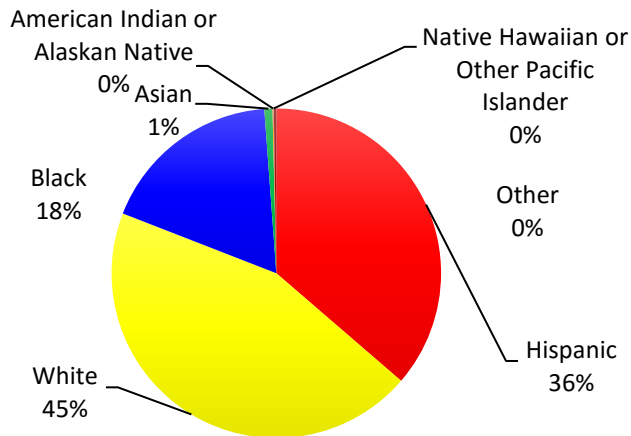
Table 2 - Table of assistance to racial and ethnic populations by source of funds does not allow input for clients "Other Multi-Racial." The table above includes the "Other Multi-Racial category." HCCSD continues to expand its outreach efforts to all low-to moderate income persons throughout Harris County.

#### Public Services Activities

CDBG public service projects primarily benefit low-income limited clients and seek to improve their quality of life. Special needs programs primarily benefit persons who are elderly, disabled, infected with HIV/AIDS, and/or have a substance abuse problem.

Out of the 9,263 persons served through these activities in PY2016, 45 percent are White, 36 percent are Hispanic, 18 percent are Black, and 1 percent are Asian.

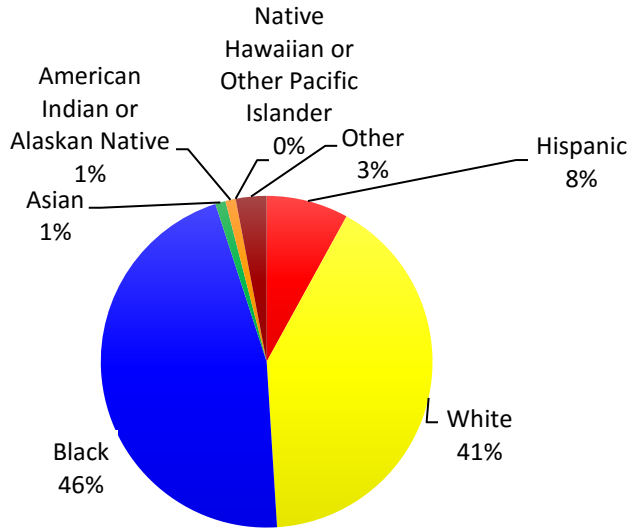
#### Chart 1: Public Services Activities Persons Served by Race/Ethnicity



Affordable Housing Activities

Affordable Housing comprises one of HUD’s primary purposes and therefore constitutes a major component in performance reporting and evaluation. These achievements utilized CDBG and HOME funds to promote Affordable Housing availability and increase the amount of decent, safe housing stock. In PY2016, the county provided 91 households with new housing or housing repairs.

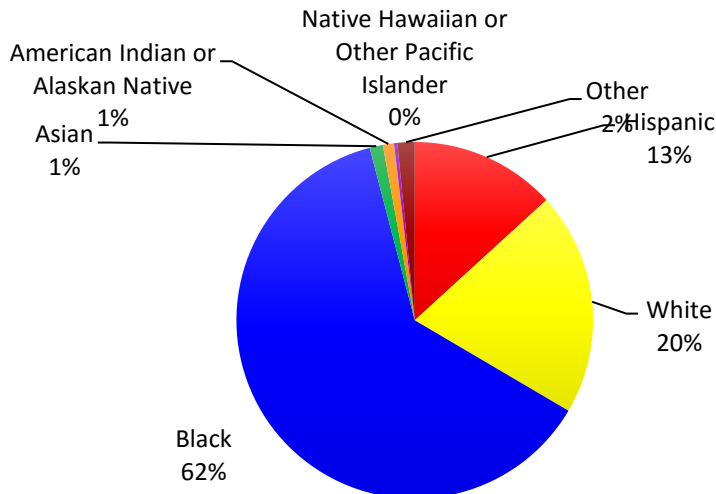
**Chart 2: PY2016 Affordable Housing: Persons Assisted by Race/Ethnicity**



ESG Homeless Activities

With the ESG funding, Harris County assisted 8,680 homeless persons, of which 62 percent are Black, 20 percent are White, 13 percent are Hispanic, 2 percent are Other Race, 1 percent are Asian, and 1 percent are American Indian or Alaskan Native.

**Chart 3: ESG Homeless Activities Persons Served by Race/Ethnicity**



## **CR-15 - Resources and Investments 91.520(a)**

**Table 2 – Program Income**

**Table 3 – Minority Business and Women Business Enterprises**

**Table 4 – Minority Owners of Rental Property**

**Table 5 – Relocation and Real Property Acquisition**

Tables 7-10 were left incomplete. The Temenos project is the only HOME project to be reported in the PY16 CAPER. In accordance with the MOU between Harris County and the City of Houston for DBRA and Section 3 compliance monitoring for jointly funded projects, the City of Houston provided monitoring for the project. The project was completed in December of 2016 and the City has archived the project files. The City will report the respective information in their CAPER and will make the files available for HUD audits.